

The Candidate II Transit

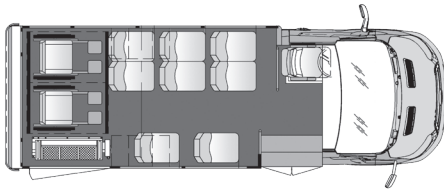


Passenger Comfort and Convenience

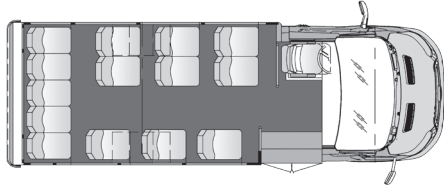
The Candidate II Transit is the perfect solution for those in the market for a smaller shuttle bus or an alternative to a raised roof van. The Transit, with its narrow body and long list of standard features, can accommodate a variety of needs. Drivers will appreciate the visibility the Candidate II Transit offers with super starview window and the well-designed driver's area. For passenger convenience and comfort, the Candidate II Transit is the best choice.



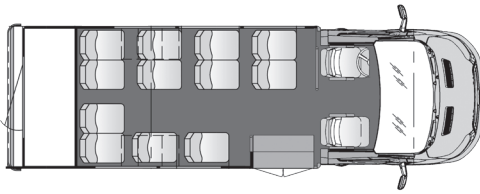
The Candidate II Transit



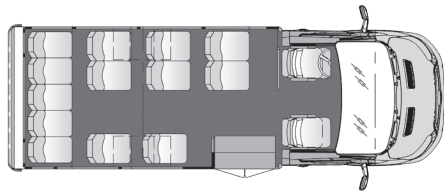
8 Passenger 2 Wheelchair Plus Driver



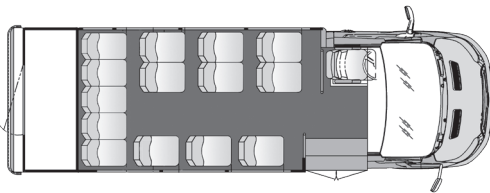
14 Passenger Plus Driver



12 Passenger with Rear Luggage
Plus Driver and Copilot



13 Passenger Plus Driver and Copilot



14 Passenger with Rear Luggage Plus Driver



Industry Leading 5-Year/100K
Comprehensive Warranty

Standard Exterior Feature Highlights

- Fully welded aluminized steel cage construction with laminated sidewall structure meeting all applicable FMVSS requirements
- 10" ground to first step at entry door
- 109" overall exterior height (depending on options)
- "Super Starview" drivers visibility window in front of entry door
- Electric actuated passenger entry door with full length glass
- 36" high x 36" wide high upper double T-Slider tempered safety glass windows with climate control tint
- Black powder coated steel rear bumper
- Rear mud flaps
- Pre-painted white galvanized steel sidewalls and skirts
- Fiberglass front and rear cap
- One-piece seamless FRP (fiberglass reinforced plastic) roof
- Breakaway rearview mirrors with built-in convex
- Drip rail over all windows and passenger door openings
- LED front and rear marker lights
- LED stop, tail, and turn signal lights including back-up lights

Standard Interior Feature Highlights

- 81" interior width
- 76" interior floor to ceiling height
- Welded floor and wall seat track for flexible seating
- Black slip resistant floor covering
- 5/8" plywood flooring
- Ceiling and rear wall fabric for sound abatement
- FRP (fiberglass reinforced plastic) sidewalls for ease of cleaning
- White step nosing at passenger entry door
- 1.25" left hand vertical passenger assist rail at entry door
- Intermotive FlexTech Electrical System
- LED Entry door step well lights
- LED driver and passenger area lighting
- Non-retractable seat belts

Popular Option Highlights

- Stainless steel wheel inserts
- Luggage Storage areas (overhead luggage racks with reading lights, interior luggage racks, rear luggage area)
- Rear emergency door with window(s)
- Passenger area rear heat and air conditioning
- Passenger grab rails
- Padded vinyl or cloth walls and ceiling
- Audio and video systems
- Bonded windows
- ADA and FMVSS compliant wheel chair lifts and securement systems

