

The PS/2



Quality Without Compromise

When you are looking for quality without compromise, the PS/2 from StarTrans Bus delivers. The PS/2, with its solid, steel cage frame, utilizes the same construction as other time-tested StarTrans models. Built on a Freightliner S2C chassis, this bus utilizes straight side wall construction and features a wide aisle to maximize shoulder space, offering a spacious and comfortable experience for your passengers.

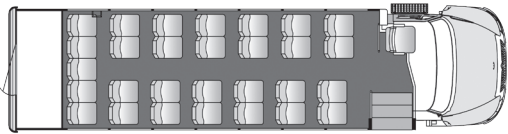


Meeting America's Transportation Needs
One Customer at a Time

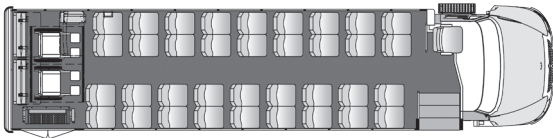
The PS/2



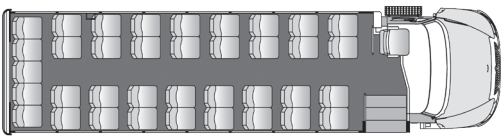
28 Passenger 2 Wheelchair with Flip and Foldaway Seats Plus Driver



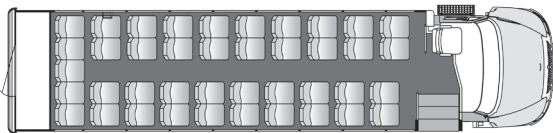
29 Passenger with Rear Luggage Plus Driver



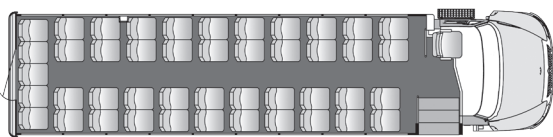
36 Passenger 2 Wheelchair with Flip and Foldaway Seats Plus Driver



37 Passenger Plus Driver



41 Passenger with Rear Luggage Plus Driver



45 Passenger Plus Driver



Industry Leading 5-Year/100K
Comprehensive Warranty

Standard Exterior Feature Highlights

- 96" wide exterior body
- Fully welded steel cage construction with laminated sidewall structure meeting all applicable FMVSS requirements
- "Starview" drivers visibility window in front of entry door
- Electric actuated passenger entry door with full length glass
- 36" wide x 36" high upper t-slider solid tempered safety glass windows with climate control tint
- Black powder coated steel rear bumper
- Rear mud flaps
- Fiberglass front and rear caps
- Pre-painted white galvanized steel sidewalls and skirts
- One-piece seamless FRP (fiberglass reinforced plastic) roof
- Breakaway rearview mirrors with built-in convex
- Sealed LED stop, tail, and turn signal lights with LED reverse lights
- LED front and rear marker lights
- LED exterior skirt mounted entry door light

Standard Interior Feature Highlights

- 93" interior floor width
- 81" interior floor to ceiling height with standard flat floor
- Floor and wall seat track for flexible seating
- Black slip-resistant flooring
- 5/8" exterior grade plywood flooring
- Ceiling and rear wall fabric for sound abatement
- FRP (fiberglass reinforced plastic) sidewalls for ease of cleaning
- White step nosing
- 1.25" left hand vertical passenger assist rail at entry door
- Intermotive FlexTech Electrical System
- LED entry door step well lights
- LED driver and passenger area lighting
- Non-retractable seat belts

Popular Option Highlights

- 102" wide exterior body
- Stainless steel wheel inserts
- Luggage storage areas (overhead luggage racks with reading lights, interior luggage racks, rear luggage area)
- Rear emergency door with window(s)
- Passenger area rear heat and air conditioning
- Complete rubber flooring
- Passenger grab rails
- Padded vinyl or cloth walls and ceiling
- Audio and video systems
- Mid back or high back seating
- ADA and FMVSS compliant wheelchair lifts and securement systems

